

Indian Political System

An Introduction

Professor Sanjeev Kumar Sharma

Vice Chancellor

Mahatma Gandhi Central University

Motihari, Bihar (India)

Email: vc@mgcub.ac.in

Website: <http://mgcub.ac.in>



What is India?

Historical Overview

- World's Oldest Civilization and Culture
- Oldest written scriptures of the world
- Inventions and discoveries in the fields of Science, Medicine, Mathematics, Astrology, etc.

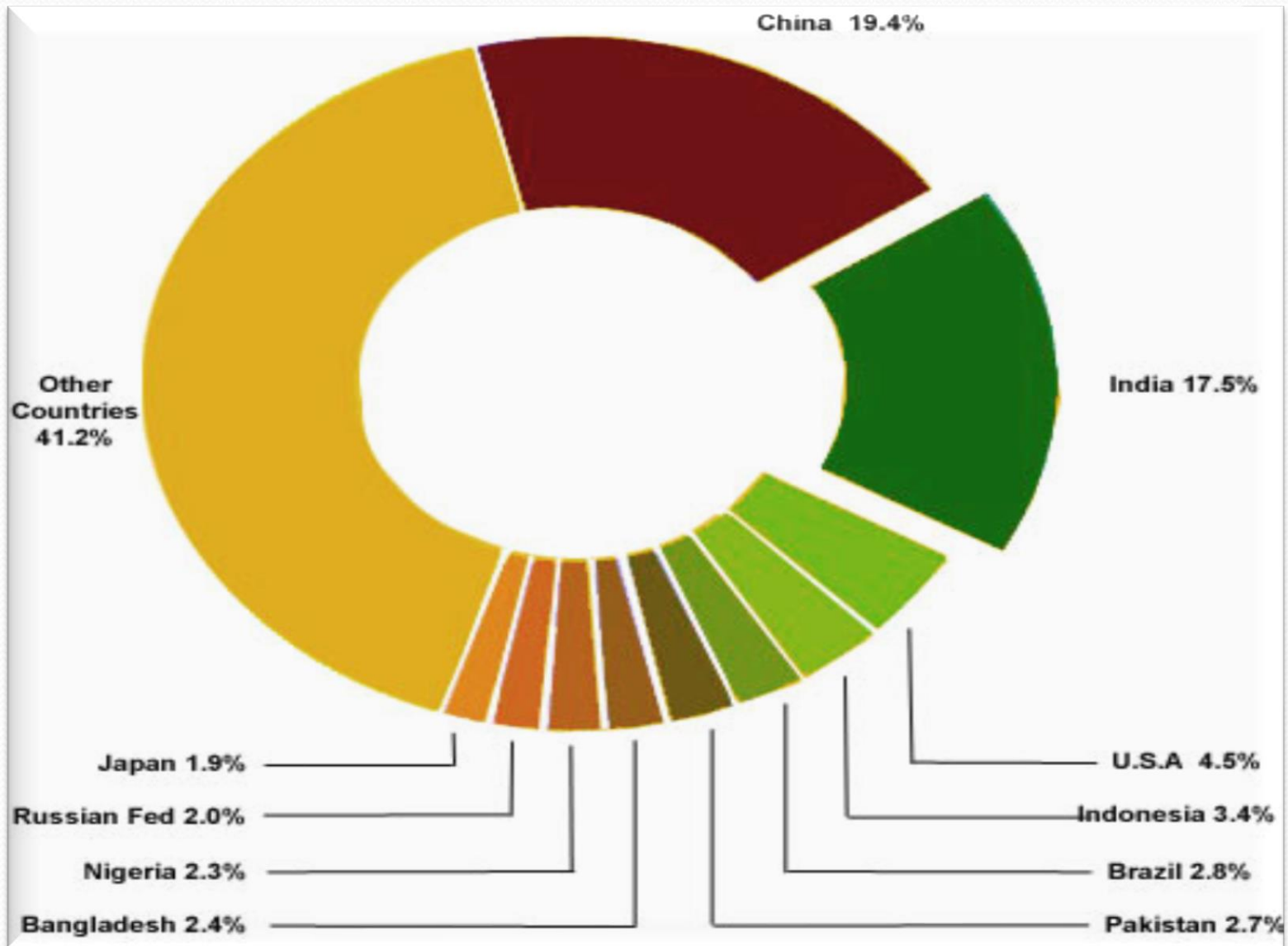


Population/ Human Resource

- 2nd most populous country in the world- 1.3 billion (1,336,286,256-2016 census)
- 65% population below the age of 35
- 50% population below the age of 25



Population Statistics



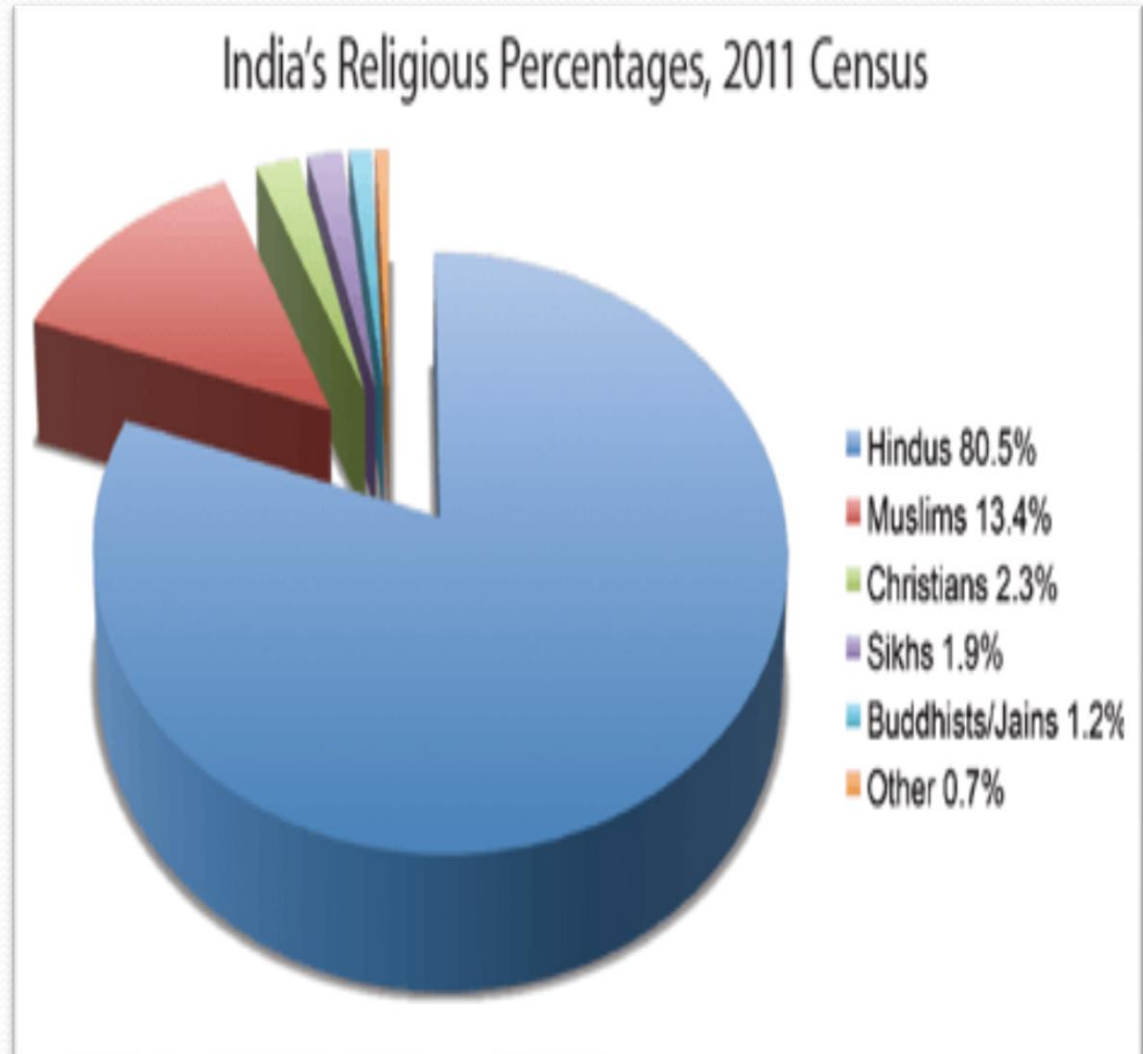
Size

- 7th largest country in the world-3,287, 469 sq.km.
- Coastline- 7,516 km.
- Physical Borders with 7 countries- Nepal, China, Bhutan, Pakistan, Sri Lanka, Myanmar, Afghanistan
- 28 States and 9 Union Territories



Demography

- Density- $382/\text{km}^2$
- Literacy-74.04%
- Sex Ratio-943
- Diverse Religions
- Many Languages



Geography

- **The Northern Himalayan Mountain Ranges-** Hindukush, Patkai, Kedar , Kanchenjunga, etc.
- **The Indo-Gigantic Plains-** Bhabar, Tarai, Bangar, Khadar
- **Peninsular Plateau-** Aravali, Vindhya, Satpura, Malwa, Deccan, etc.
- **Coastal Plains and Ghats-** Konkan, Malabar, Coromandel, Kanyakumari, etc.
- **Thar Desert-** Rajasthan
- **Islands-** Lakshadweep , Andaman and Nicobar Islands



Parliamentary Democracy: A Legacy

Constitutional Antecedents

- 1857 -First War of Independence
- Indian National Movement
- Constitutional Development
- 1885 -Indian National Congress
- India Act 1909
- India Act 1919
- India Act 1935
- Cabinet Mission 1946
- Indian Independence Act 1947

Constituent Assembly

- Composition: 389 members
 - 292 Elected
 - 93 Nominated
 - 4 elected
- Duration: 2 years 11 months 7 days
(9.12.1946- 24.1.1950)
- Drafting Committee
- Legal Advisor

Prominent Members

J.L.Nehru, Sardar Patel, Dr. B.R. Ambedkar, Dr. Rajendra Prasad, Sachchidanda Sinha, Jagjiwan Ram, V.T. Krishnamachari, C. Rajgopalachari, Dr. S. Radhakrishnan, K.M. Munshi, Dr. Shyama Prasad Mukherjee, Jagjivan Ram, Sarojini Naidu, Sucheta Kriplani, Hansa Mehta, Punjab Rao Deshmukh, Ravishankar Shukla, Ranvir Singh Hooda, Jainarayan Vyas, Heeralal Shastri, Hasrat Mohani, Hridaynath Kunjaru, Kailashnath Katju, Awadhesh Pratap Singh, Seth Govind Das, Purushottam Das Tandon, KT Shah, Anugrah Narayan Singh, J.B. Kriplani, Y.S. Parmar, C.D. Deshmukh, HK Mukharjee, Gopalswamy Aiyangar, BN Rao, etc.

Constituent Assembly





Indian Political System

Structures, Processes, Institutions,
Strengths, Challenges

Preamble to the Constitution



Structures & Processes

- Constitution: Basic Features
- Largest Written Constitution
- 395 Articles, 22 parts, 12 Schedules
- Fundamental Rights
- Directive Principles of State Policy
- Constitutional Amendments

Indian Parliament

- Parliament
 - President
 - Lok Sabha – 545 Members (including 2 nominated)
 - Rajya Sabha- 250 Members (including 12 nominated)



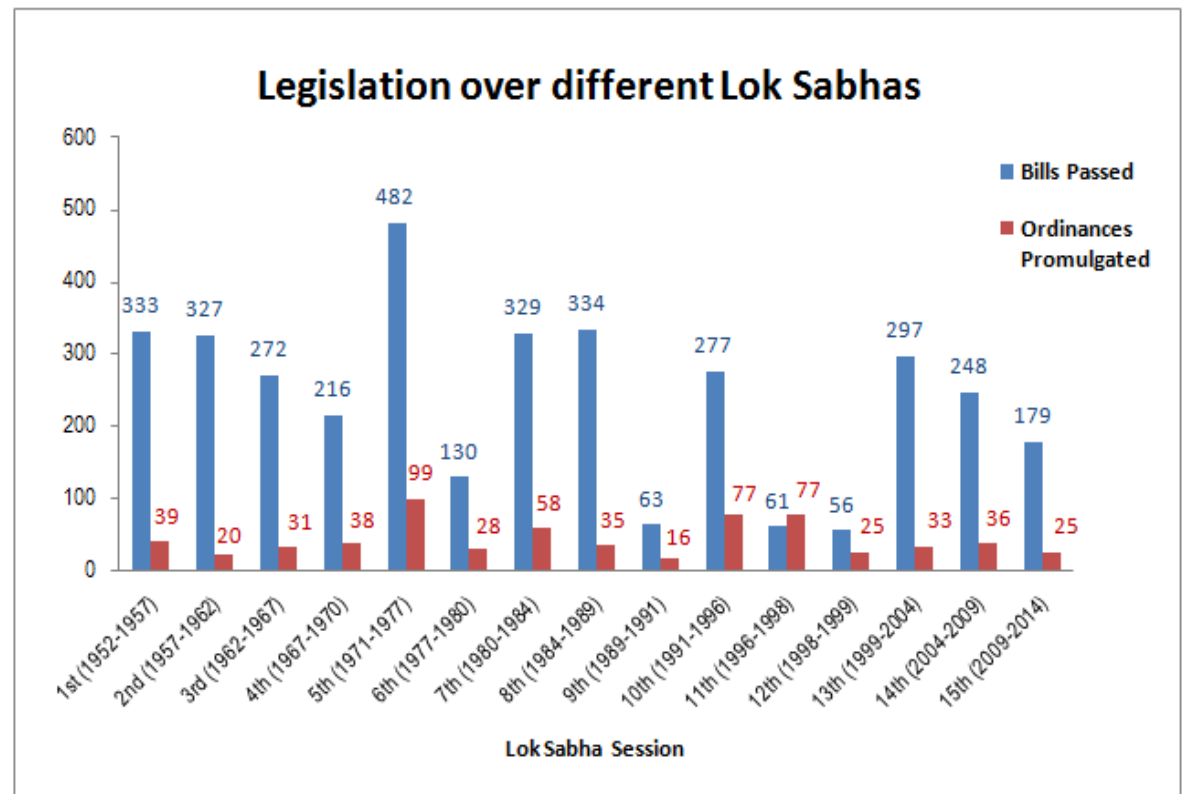
Institutions

- President of India
 - Election and Powers
- Defacto-Dejure Head
 - Prime Minister
 - Council of Ministers
 - Central Secretariat\ PMO
- Comptroller and Auditor General
- Public Service Commissions
- Election Commission

Law Making Process

- Introducing the Bill
- First Reading
- Second Reading
- Committee Stage
- Final Reading
- Voting Process
- Second Chamber
- Consent
- Act

Figure 1: Comparison of Bills Passed and Ordinances promulgated during all Lok Sabhas



Federalism

- Centre-State Relations
- 3 Lists – 7th Schedule
 - Union List-97 items
 - State List-66 items
 - Concurrent List-47 items
 - Residuary Powers
- Planning Commission/NITI Aayog/
- National Development Council
- Zonal Councils-Article 263
- Fiscal / Cooperative Federalism
- Finance Commission



Independent Judiciary

- Supreme Court
- High Courts -25
- Judicial Review / Judicial Activism
- Public Interest Litigation
- Administrative Tribunals
- Consumer Courts



State Administration

- State Legislatures
 - 7 states –Bicameral (U.P., Bihar, Karnataka, Maharashtra, Andhra Pradesh, Jammu And Kashmir, Telangana)
 - Others Unicameral
- Governor
- Chief Minister
- Cabinet

Elections

- Election Commission-
Article 324
- Universal Adult Franchise
- Electoral Reforms
- One Nation One Election
- Collegium System
- Voting Behaviour

Right to Vote

- Any citizen over 18 can vote.
- Voting right denied to certain class of people
 - Criminal convicts of certain class.
 - Person convicted of electoral offence.
 - Person of unsound mind.
- Voting statistics
 - 61.97% in 1998
 - 59.01% in 1999
 - 58.07% in 2004
 - 58.17% in 2009
 - 66.40 % in 2014



YOUR COUNTRY'S FUTURE
IS IN YOUR FINGER TIPS.
Vote for a better tomorrow



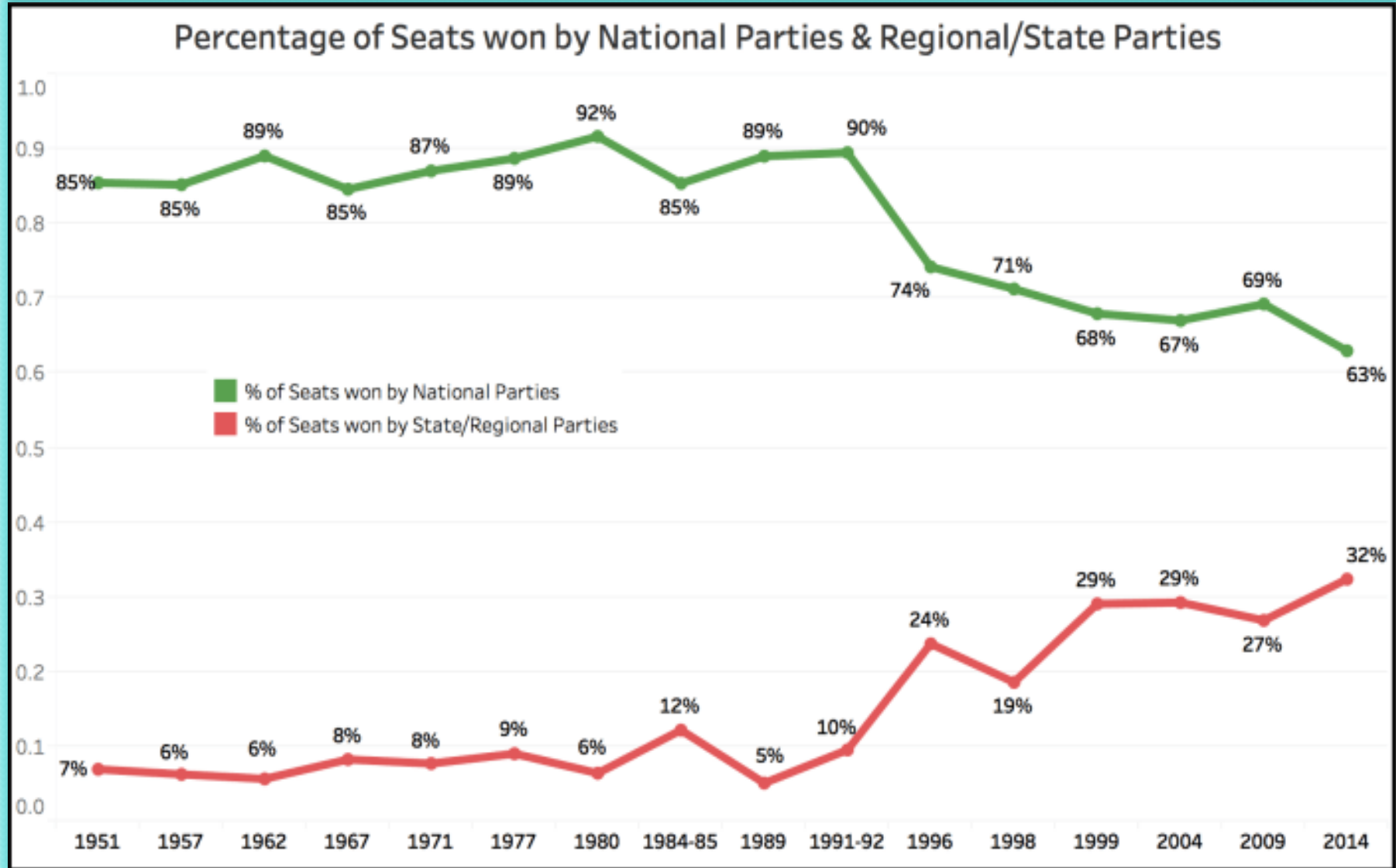
Festival of Indian Democracy



Party System

- Multi Party System
- National Parties - 7
- Regional Parties- 657
- Congress System
- Anti-Congressism
- Janta Experiment
- Rise of the Right
- Regional Kshatrapas

National and Regional Parties

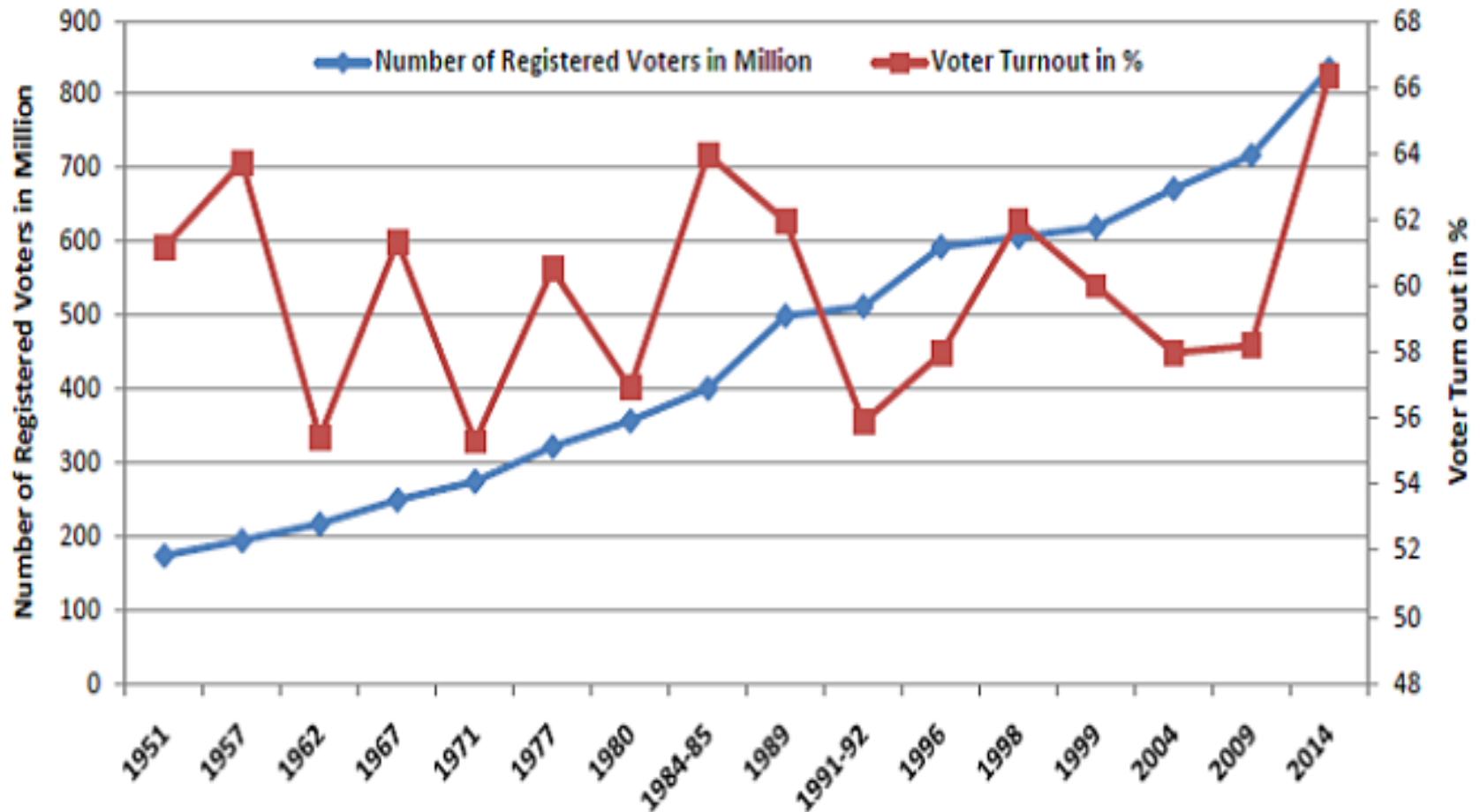


Lok Sabha Elections

Year	Election	Total seats	First			Second			Third		
			Party	Seats	% votes	Party	Seats	% votes	Party	Seats	% votes
1951-52 ^{[10][11][12]}	1st Lok Sabha	489	INC	364	44.99%	CPI	16	3.29%	SOC	12	10.59%
1957 ^[13]	2nd Lok Sabha	494	INC	371	47.78%	CPI	27	8.92%	PSP	19	10.41%
1962	3rd Lok Sabha	494	INC	361	44.72%	CPI	29	9.94%	SWA	18	7.89%
1967	4th Lok Sabha	520	INC	283	40.78%	SWA	44	8.67%	BJS	35	9.31%
1971	5th Lok Sabha	518	INC	352	43.68%	CPM	25	5.12%	CPI	23	4.73%
1977	6th Lok Sabha	542	BLD	295	41.32%	INC	154	34.52%	CPM	22	4.29%
1980	7th Lok Sabha	529 (542')	INC(I)	351	42.69%	JNP(S)	41	9.39%	CPM	37	6.24%
1984	8th Lok Sabha	541	INC	404	49.01%	TDP	30	4.31%	CPM	22	5.87%
1989	9th Lok Sabha	529	INC	197	39.53%	JD	143	17.79%	BJP	85	11.36%
1991	10th Lok Sabha	521	INC	232	36.26%	BJP	120	20.11%	JD	59	11.84%
1996	11th Lok Sabha	543	BJP	161	20.29%	INC	140	28.80%	JD	46	23.45%
1998	12th Lok Sabha	543	BJP	182	25.59%	INC	141	25.82%	CPM	32	5.16%
1999	13th Lok Sabha	543	BJP	182	23.75%	INC	114	28.30%	CPM	33	5.40%
2004	14th Lok Sabha	543	INC	145	26.53%	BJP	138	22.16%	CPM	43	5.66%
2009	15th Lok Sabha	543	INC	206	28.55%	BJP	116	18.80%	SP	23	3.23%
2014	16th Lok Sabha	543	BJP	282	31.34%	INC	44	19.52%	AIADMK	37	3.31%

Voters and Voter Turnout

Number of Registered Voters Vs Voter Turn out



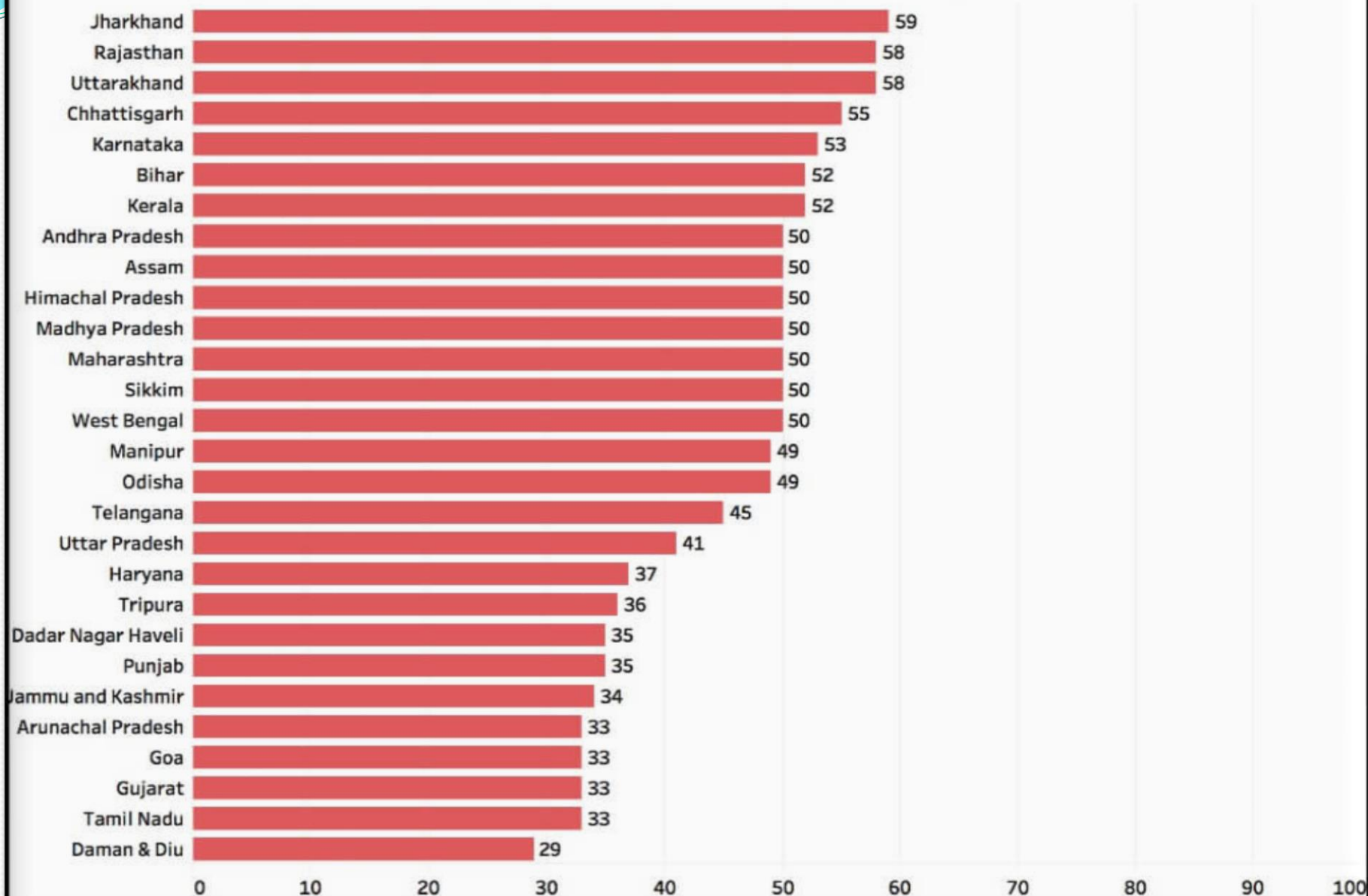
Panchayati Raj Institutions

- 73rd Constitutional Amendment
 - Zila Panchayat
 - Block Panchayat
 - Gram Sabha
- 74th Constitutional Amendment
 - Metropolitan Council
 - Municipal Committee
 - Nagar Panchayat
 - Cantonment Boards

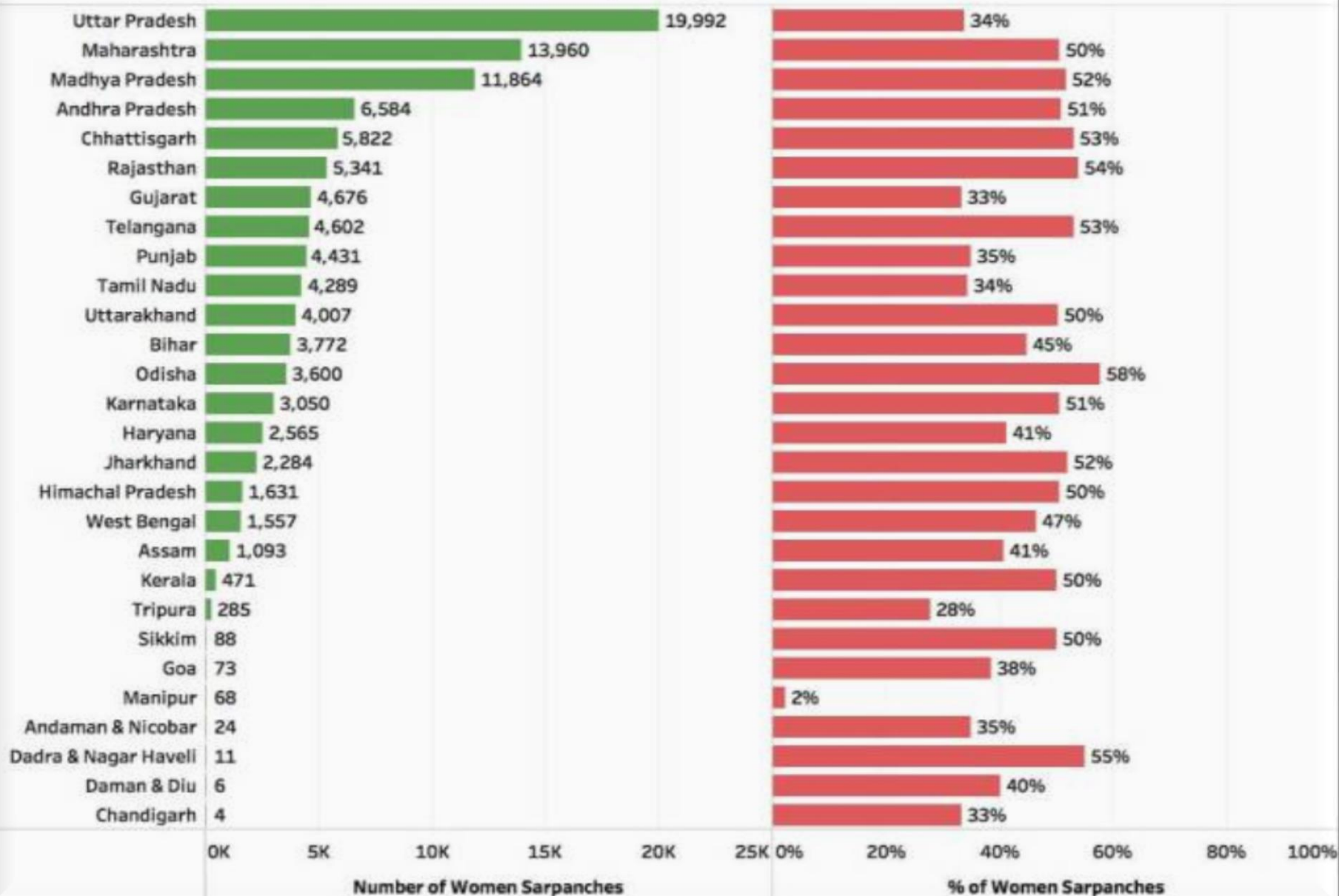
Local Self Government

- Constitutional Status
- Reservation for SCs & STs
- Women Reservation
- Fixed Tenure
- Devolution of Powers
- State Finance Commissions
- District Planning Committees

Percentage of Women representatives in Panchayati Raj Institutions (PRIs)



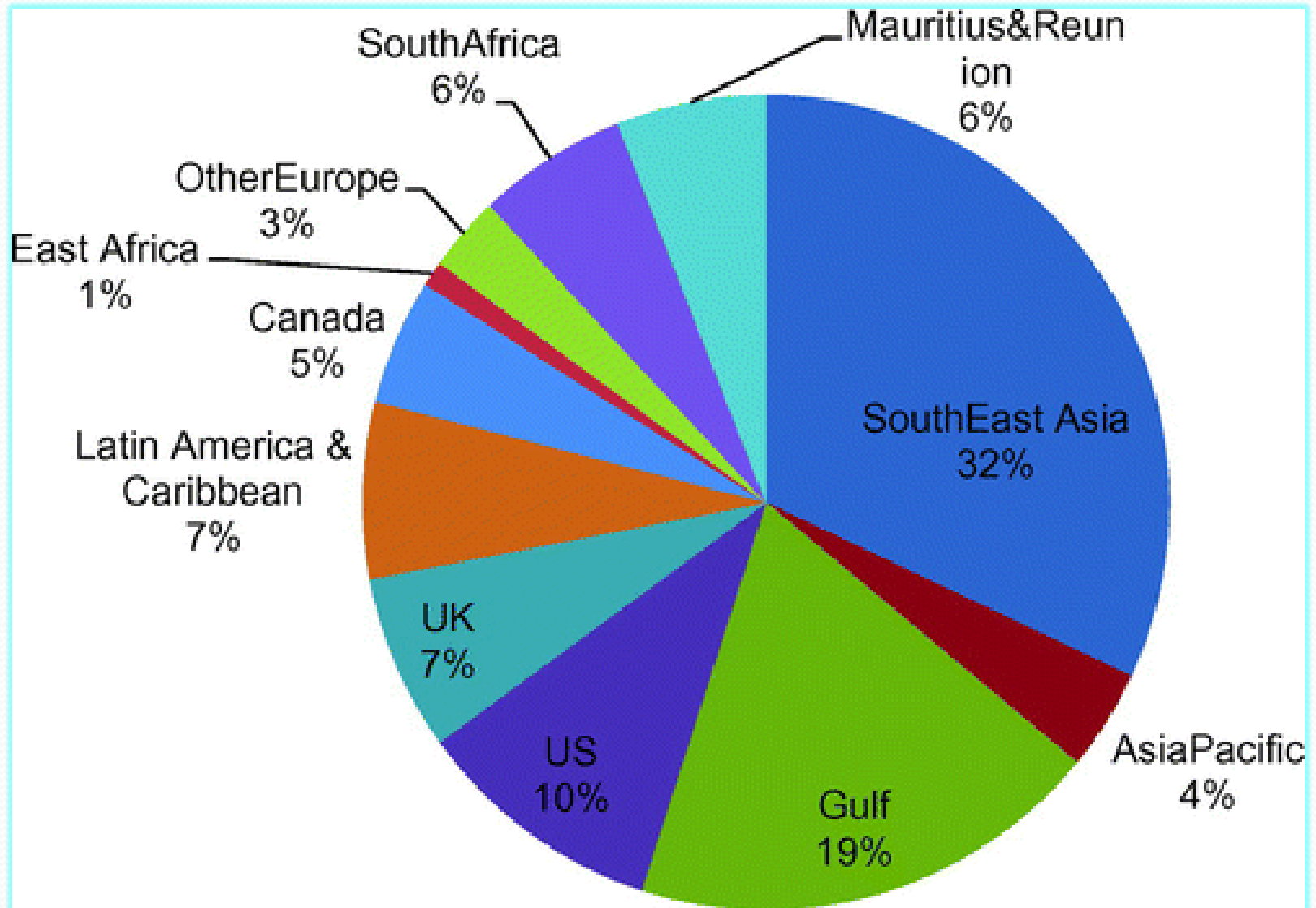
Women Sarpanches as of 2017



Watchdogs of Democracy

- Central Vigilance Commission
- Central Information Commission: Right To Information
- Media/New Media/Social Media
- Civil Society/ NGOs
- Lokpal/ Lokayuktas
- National Green Tribunal
- Press Council

Indian Diaspora



Major Contemporary Trends

- Political Class- Old/New
- Good Governance/ e- governance
- Paperless Democracy
- Digital India/ New India
- India Vs Bharat
- MPLAD

Pertaining Issues

- Secularism
- Socialism
- Nationalism
- Smaller States
- Secessionist Tendencies
- Insurgencies
- Terror Menace
- Development
- Poverty
- Education
- Corruption

Why India Matters?

- Largest Vibrant Democracy
- Unity in Diversity
- Multicultural Society
- Multi Lingual Society
- Multi Religious Society
- Nuclear Power
- Defence Status
- Space Research
- Fastest Growing Economy
- I.T. Service Provider



Thank you