

**Prepared by
Dr. Manisha Rani
Assistant Professor in
Department of Educational
Studies ,Mahatma Gandhi
Central University ,
Motihari, Bihar.**



E - Learning



The letter `e' in e-learning stands for the word `electronic'. So it is stated as *"Electronic Learning"*



In 1963 Bernard Luskin installed the first computer in a community college for instruction as computer assisted instruction.



E-learning pioneer BERNARD LUSKIN(2001) explains `e' as exciting, energetic, enthusiastic, emotional, extended and educational.



It is a store house of education, information, communication, training, knowledge and performance management.

Features of E- Learning



E-learning is dynamic: today in the era of globalization, it helps in availing the online experts, best sources and quick approaches in a single mouse click.



E-learning is individual i.e. centered across the learner and personalized to the individual.



E-learning operates in real time that is available for 24* 7days



E-learning is comprehensive



It is network assisted and often learning is done within the fraction of time.




Blend of learning methods such as–virtual classroom, simulation, community and even a classroom.

ADVANTAGES

- Reduced overall Cost
- Learning time reduced
- Increased retention
- Consistent delivery
- On demand availability/ flexibility
- Transportation cost and time saving
- Reducing environmental impact



DISADVANTAGES



Learners need to have access to a computer as well as the internet



Learners also need to have computer skills with programs such as word processing internet browser, and e-mail



E-Learning also requires just as much time for attending class and completing assignments as any traditional classroom course



Student may feel isolated from the instructor



Slow or unreliable internet connection can be frustrating

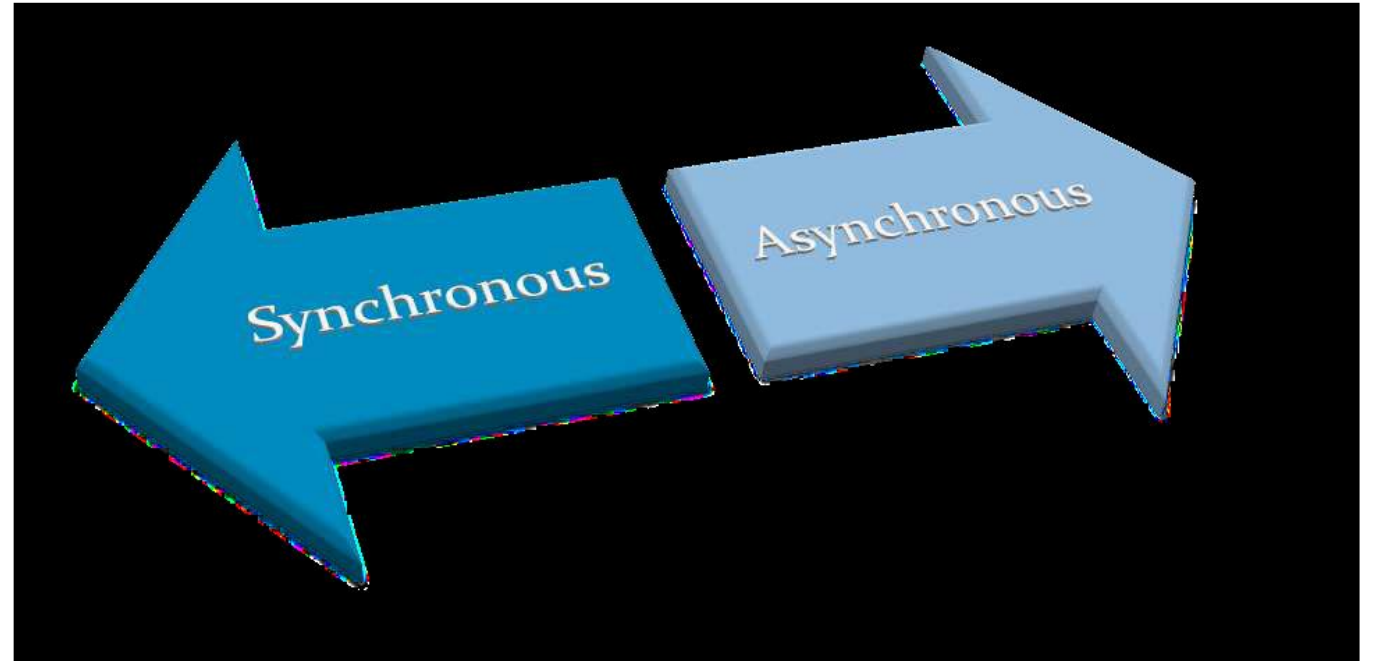


Teachers' lack of knowledge and experience to manage virtual teacher-student interaction



Lack of direct and immediate feedback from teachers

Types of E-learning



Synchronous E-Learning

- □ Synchronous learning: learning and teaching takes place in real time (same time) while the trainer and learners are physically separated from each other.
- Examples include:
 - listening to a live radio broadcast
 - watching live a television broadcast
 - audio/video conferencing
 - Internet telephony
 - online lectures
 - two-way live satellite broadcast

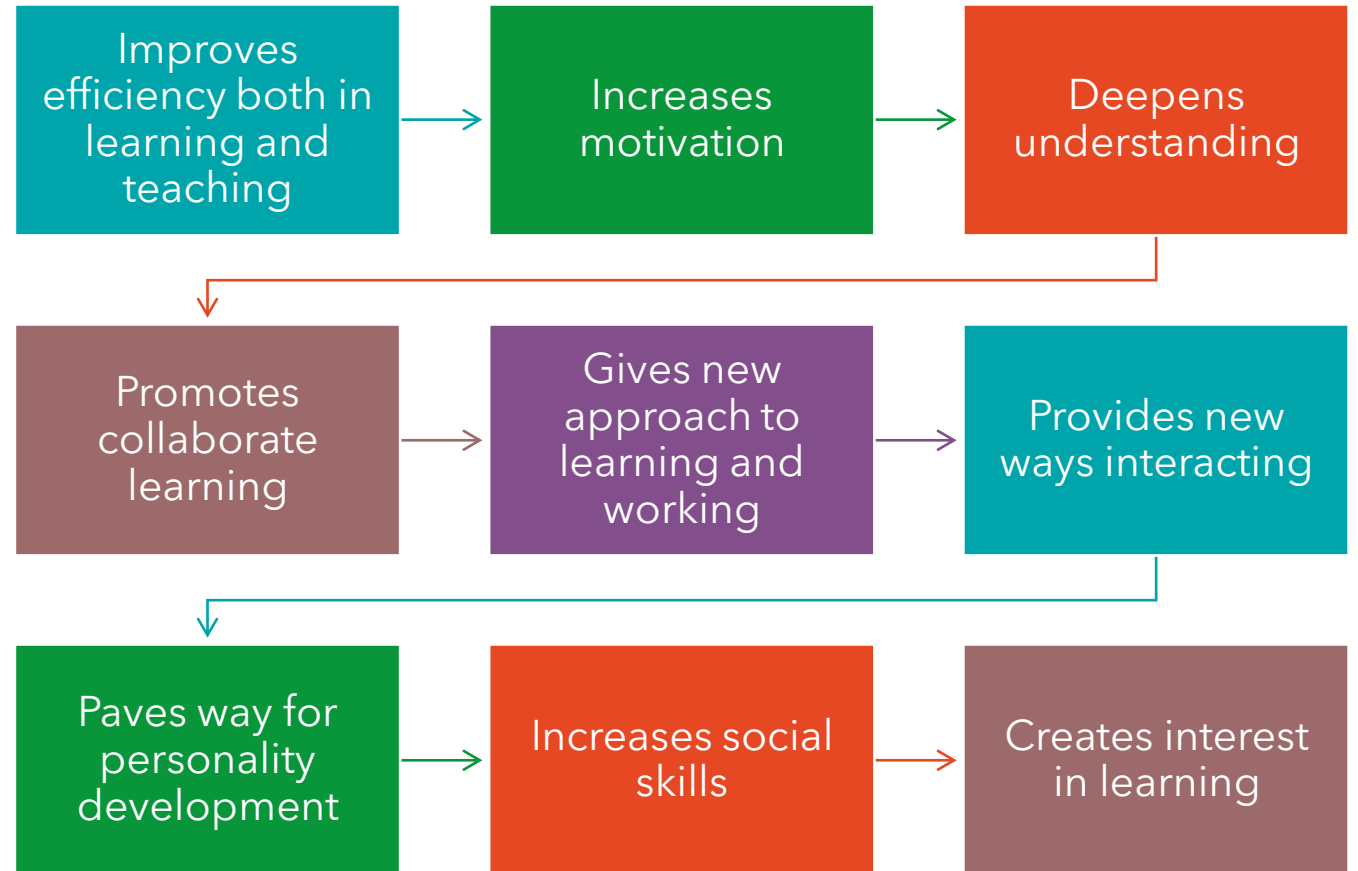


Asynchronous E-learning

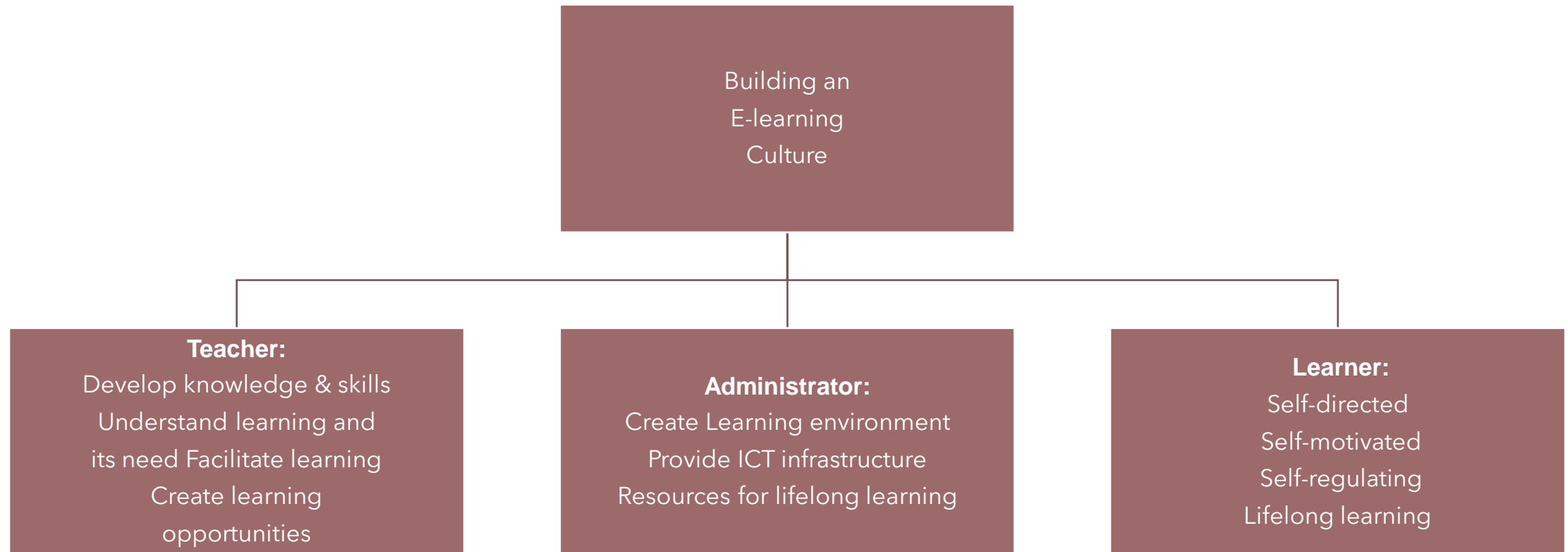
- Asynchronous learning is the fact that the trainer prepares the courseware material before the course takes place. The learner is free to decide when he wants to study the courseware.
- In other words Asynchronous e-learning where people are not online at the same time and interaction does not occur without a time delay, allowing people to participate on their schedules.
- Examples include:
 - self paced courses taken via Internet or CD-ROM
 - videotaped classes
 - stored audio/video Web presentations or seminars
 - recorded audio tapes
 - Q & A mentoring
 - reading e-mail messages



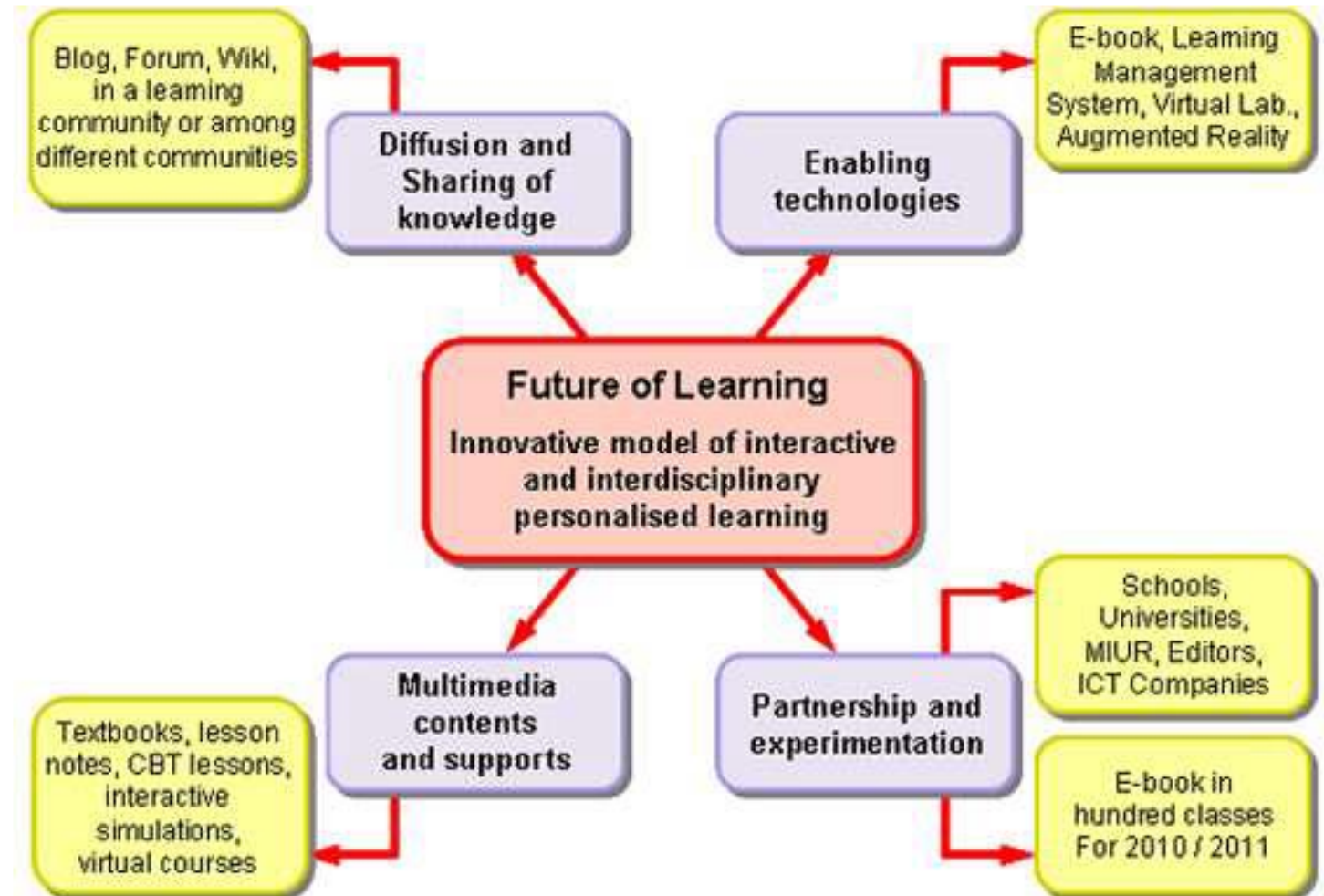
Impacts on Teaching Learning Process



Building an e-learning culture



Future of E-learning



CONCLUSION

E-learning is not intended to replace conventional methods and learning in classroom. Its aim is to create an augmented learning environment where technology is used to deliver a combined range of teaching and learning techniques aimed at maximizing the individual's participation and achieving the goals in the learning and teaching process as a greener world.



REFERENCES

- <https://www.slideshare.net/Livinbeyondthepale/e-learning-presentation-presentation>
- https://www.researchgate.net/publication/235279231_E-learning_developments_and_experiences
- <https://www.raeng.org.uk/publications/reports/development-of-e-learning-resources>
- <https://elearningindustry.com/7-characteristics-learner-centered-elearning>

